


PEFS Series

(3-5 strings)-P2 Fire Fighter Switch



High Craftsmanship AND High Standards



Small volume



Flame retardant material



Anti-UV



Outdoor installation IP66



Easy to install



Service life 25 years



High reliability



OV output physical isolation

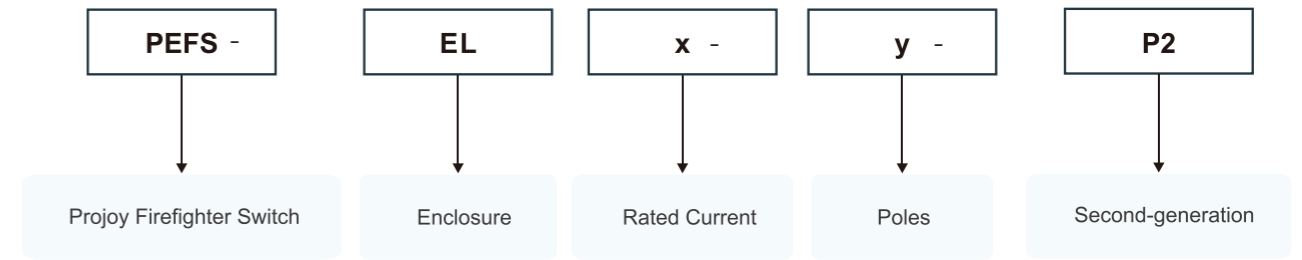


Multiple shutdown methods over temperature/loss of pressure /emergency shutdown



FB1 FB2 function achieves external monitoring

Naming



Models: PEFS-ELx-y. Rated current: x=16/25/32/40/55/40H/50H, y= 6/8/10

When the current is greater than 40A, please select cable glands.

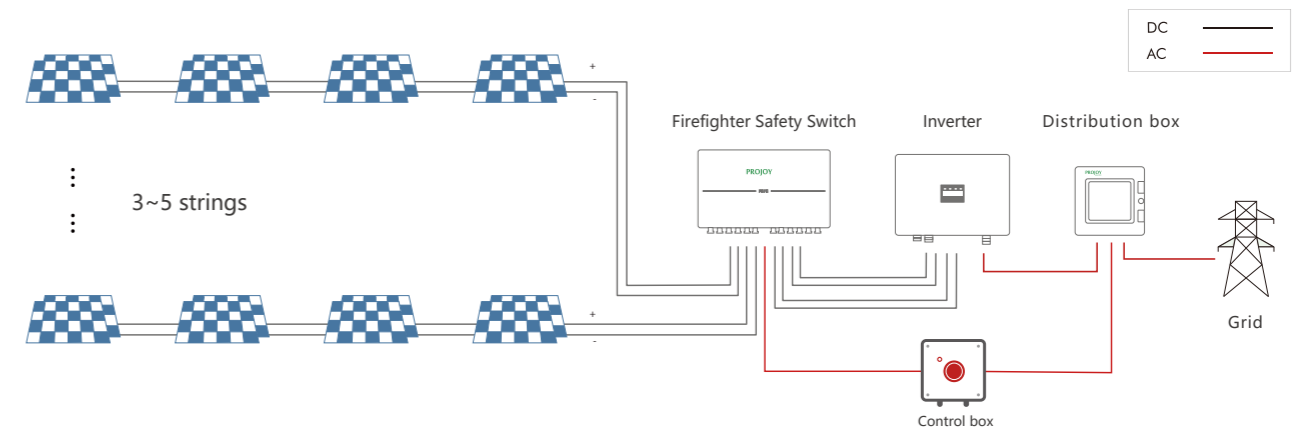


Unit with cable glands, M12



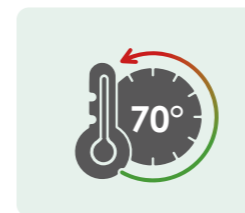
Unit with QC4connectors (Other brand connectors Optional)

Diagram



Tripping ways


By temperature



By AC Power cut-off



By Manual



Technical data

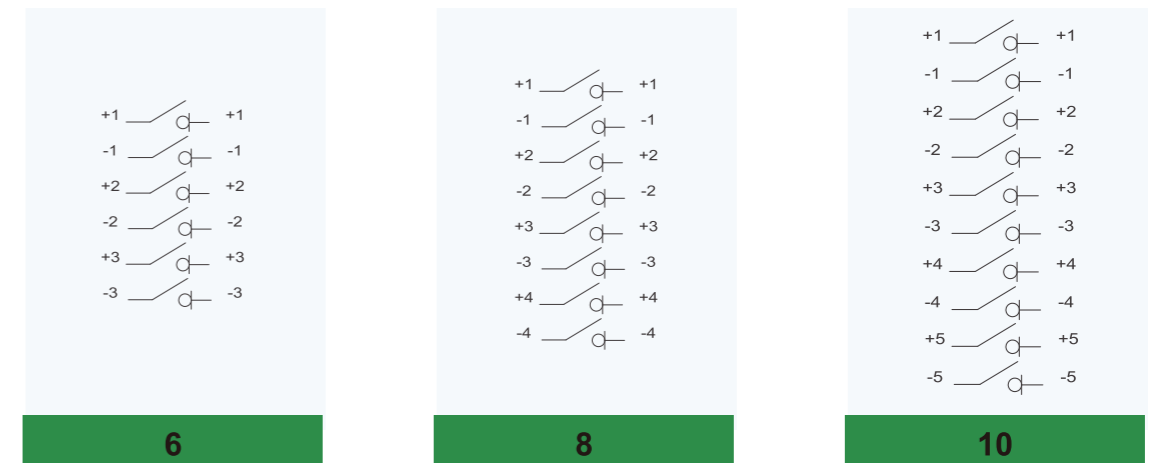
Technical Parameter	
Main Parameters	PEFS-ELx-y-P2
System voltage (Vdc)	300~1500
Max current (A)	50
Number of strings	3/4/5
Poles	6/8/10
Operating voltage	100Vac - 270Vac
Nominal voltage	230Vac
Nominal current	30mA
FB1 FB2 function (Standard configuration)	contact capacity: 250VAC,16A
Operating temperature	-40°C - +70°C
Automatically switch off by temperature	+70°C
Storage temperature	-40°C - +85°C
Ingress protection level	IP65
Protection level	Class II
Certification	CE
Regulations compliance	EN 60947-1&3
Mechanical life	10000
Electrical life	>1500
PID recovery function	optional
Arc fault protection	optional

PID Recovery Module Spec (optional)		
AC Input	Static Power	<0.5W
	Operating Power	3.75W
	Max. Power	8.75W
DC Output	Rated Output Voltage To Ground	600V
	Rated Output Current	3.3mA
	Max. Short Circuit Current	6.7mA
PV Modules And Inverter Requirements	Max. System Volatage	1500V
	Module Type Required	P Crystalline Silicon Type
	Minimum Insulating Impendance	200kΩ
Other Info	Operating Temperature Range	-40°C ~ +70°C
	Operating Relative Humidity	0% ~ 98%
	Max. Altitude Without Derating	4000m

Technical data

Data of PEFS refer to built-in DC isolators. Data according to IEC60947-3(ed.3.2):2015. Utilization category DC-PV1.						Poles	No. of Strings	Part Number
300V	600V	800V	1000V	1200V	1500V			
16	16	16	9	6	3	6/8/10	3/4/5	PEFS-EL16-6/8/10-P2
25	25	22	11	8	4	6/8/10	3/4/5	PEFS-EL25-6/8/10-P2
32	32	26	13	10	5	6/8/10	3/4/5	PEFS-EL32-6/8/10-P2
40	40	30	20	15	13	6/8/10	3/4/5	PEFS-EL40-6/8/10-P2
55	55	45	33	33	18	6/8/10	3/4/5	PEFS-EL55-6/8/10-P2
40	40	40	40	30	20	6/8/10	3/4/5	PEFS-EL40H-6/8/10-P2
50	50	50	50	40	30	6/8/10	3/4/5	PEFS-EL50H-6/8/10-P2

Contact Configuration



Dimensions

